



Toll Free: 800-852-8352 • Fax: 937-866-4174  
www.midwestfasteners.com

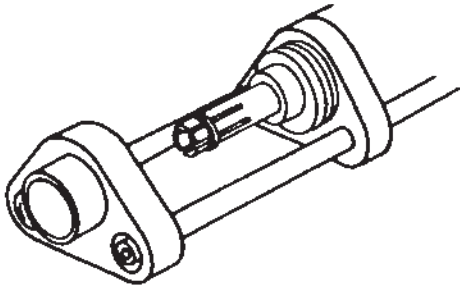
## CD STUD WELDING ACCESSORIES

### SPECIFICATION GUIDE

#### *SET-UPS*

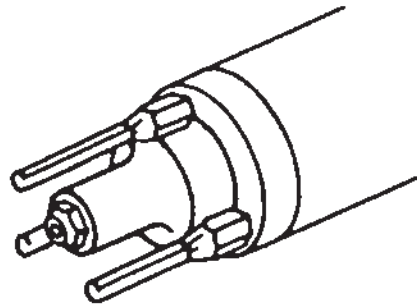
##### ***STANDARD***

Adjustable for Weld  
Pins or Weld Studs.



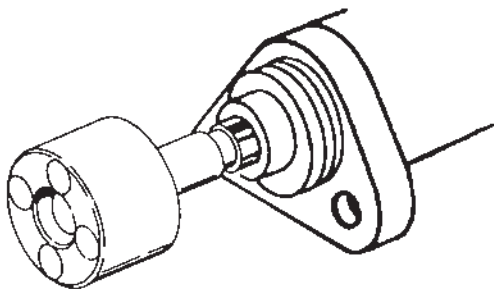
##### ***COLLET PROTECTOR***

for Weld Pins.



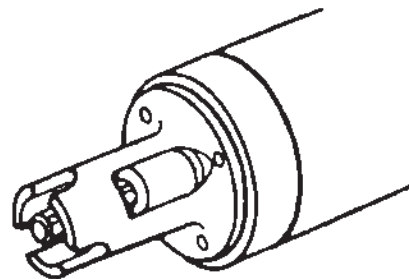
##### ***MAGNETIC CHUCK***

For all Cup Head Pins.

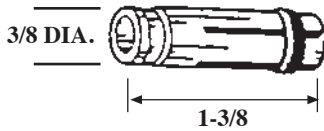


##### ***TEMPLATE ADAPTOR***

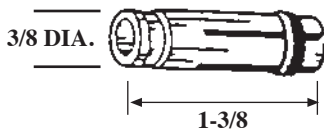
For precise location of studs.



## "B" COLLETS



STUD DIA.			PART NO.
14 GA			101-0102-14
		#2	101-0102-29
	3/32	#3	101-0102-34
12 GA		#4	101-0102-16
	1/8	#5	101-0102-28
10 GA		#6	101-0102-17
	.141		101-0102-22
9 GA			101-0102-15
	5/32		101-0102-31
	.161	#8	101-0102-18
	3/16	#10	101-0102-19
	.215	#12	101-0102-23
	1/4		101-0102-20
	.273		101-0102-35
	5/16		101-0102-25
	3/8		101-0102-33
"O" -Rings- Req'd. (for collets up to 1/4)			181-9001-04



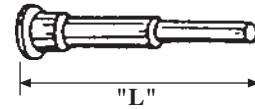
## "B" COLLET - METRIC

SIZE	PART NO.
M3	101-0104-03
M4	101-0104-04
M5	101-0104-05
M6	101-0104-06
M8	101-0104-08
M10	101-0104-10



450 Richard St.  
 Miamisburg, OH 45342  
 Toll Free: 800-852-8352 • Fax: 937-866-4174  
 www.midwestfasteners.com

## "B" STOPS



STUD DIA.	STUD LENGTH	"L"	PART NO.
UNIVERSAL "B" STOP			101-1002-14*
12 GA or #4 10 GA or #6 #8	1/4	1.250	101-1002-16*
	3/8	1.125	101-1002-17*
	1/2	1.000	101-1002-18*
	5/8	.875	101-1002-19*
	3/4	.750	101-1002-20*
3/16 or #10 .242 1/4 5/16	1/4	1.250	101-1002-01
	3/8	1.125	101-1002-02
	1/2	1.000	101-1002-03
	5/8	.875	101-1002-04
ALL SIZES	3/4	.750	101-1002-05
	7/8	.625	101-1002-06
	1"	.500	101-1002-07
	1-1/8	.375	101-1002-08
	1-1/4	.250	101-1002-09
	1-3/8	.125	101-1002-10*
<i>For proper protrusion Stud length plus stop length should be at least 1-1/2".</i>			

\*denotes in-stock sizes

## "B" COLLETS

For accoustical hanger  
and annular ring studs.



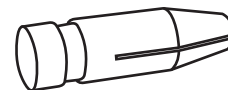
STUD DIA.	PART NO.
.168 (A-H)	101-0102-75
.214 (A-H)	101-0102-76
(NO STOPS REQUIRED FOR A-H COLLETS)	
.177 (A-R)	101-0102-78

## Bullett-Style "B" COLLET

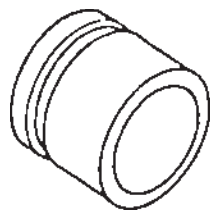
No Stop Required

DIA.	PART NO.
14GA	101-0102-38
12GA	101-0102-36
10GA	101-0102-37

Recommended for pins 3" or shorter



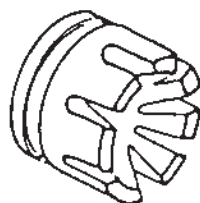
## STANDARD SPARK SHIELD



STUD RANGE	PART NO.
14 GA to #6	101-0901-01
#8 to 7/16	101-0901-02

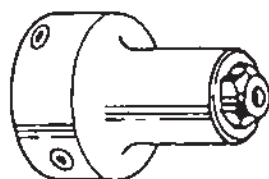
## DEEP VENTED SPARK SHIELD

for heavy-duty weld pins.



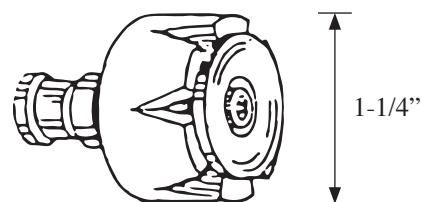
STUD RANGE	PART NO.
14 GA to 10 GA	101-0903-02

## "B" COLLET PROTECTOR



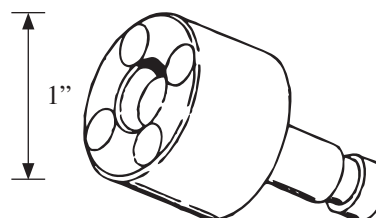
STUD DIA.	PART NO.
14 GA & 12 GA Ass'y	101-0401-08
10 GA Ass'y	101-0401-09
Body	101-0401-07
12 GA Insert	101-0401-04
10 GA Insert	101-0401-05
Body Screws	181-3929-03

## MAGNETIC CUP HEAD CHUCK ASSEMBLY

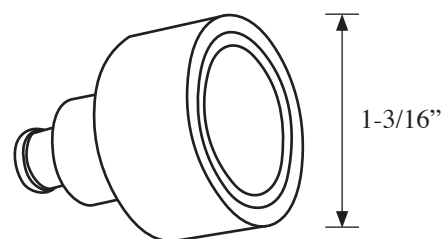


CUP HEAD SIZE	PART NO.
CS & CL Ass'y	101-0501-01
Magnet	101-0501-19
Shank	101-0501-28
Conductor Plate	101-0501-20
Insulating Tube	101-0501-32
Insulating Disc	101-0501-33
Screw	181-3029-10
Lock Washer	181-1206-42

## ONE PIECE MAGNETIC CUP HEAD CHUCKS



CUP HEAD SIZE	PART NO.
CS & CL (1 PIECE)	101-0501-36



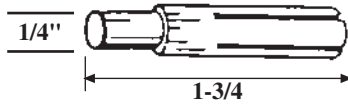
CUP HEAD SIZE	PART NO.
CS & CL (POSI-WELD)	101-0501-50



450 Richard St.  
 Miamisburg, OH 45342  
 Toll Free: 800-852-8352 • Fax: 937-866-4174  
[www.midwestfasteners.com](http://www.midwestfasteners.com)

## COLLET INSERTS

For studs.



\*Depth should be minimum of 1/8" less than stud length

DIA. X DEPTH*	PART NO.
#4 x 1/4	101-0301-48
#4 x 3/8	101-0301-51
#4 x 1/2	101-0301-50
#4 x 1"	101-0301-52
1/8 or #5 x 1/4	101-0301-15
1/8 or #5 x 3/8	101-0301-18
1/8 or #5 x 1/2	101-0301-16
1/8 or #5 x 1"	101-0301-17
#6 to 1/4	101-0301-19
#6 to 3/8	101-0301-75
#6 to 1/2	101-0301-20
#6 to 1"	101-0301-88
#8 to 1/4	101-0301-23
#8 to 3/8	101-0301-25
#8 to 1/2	101-0301-24
#8 to 1"	101-0301-90
3/16 or #10 x 1/4	101-0301-27
3/16 or #10 x 3/8	101-0301-28
3/16 or #10 x 1/2	101-0301-29
3/16 or #10 x 3/4	101-0301-72
3/16 or #10 x 1"	101-0301-31
1/4 x 1/4	101-0301-33
1/4 x 3/8	101-0301-34
1/4 x 1/2	101-0301-35
1/4 x 3/4	101-0301-38
1/4 x 1"	101-0301-37
5/16 x 1/2	101-0301-39
5/16 x 3/4	101-0301-40
5/16 x 1"	101-0301-42
3/8 x 1/2	101-0301-43
3/8 x 3/4	101-0301-44
3/8 x 1"	101-0301-46

## COLLET INSERTS

For weld pins.



STUD DIA. X DEPTH	PART NO.
14 GA x 1/2	101-0301-03
14 GA x 13/16	101-0301-02
14 GA x 1"	101-0301-04
14 GA x THRU	101-0301-01
12 GA x 1/2	101-0301-07
12 GA x 13/16	101-0301-08
12 GA x 1"	101-0301-09
12 GA x THRU	101-0301-05
10 GA x 1/2	101-0301-13
10 GA x 13/16	101-0301-12
10 GA x 1"	101-0301-14
10 GA x THRU	101-0301-11

## COLLET INSERTS

For acoustical hanger studs.



STUD DIA. X DEPTH	PART NO.
.168 x 7/8	101-0302-01
.214 x 7/8	101-0302-02

## COLLET INSERTS

For annular ring navy studs.



STUD DIA. X DEPTH	PART NO.
3/16 x 1/2	101-0302-03
3/16 x 1"	101-0302-04
3/16 x 1-1/4	101-0302-05



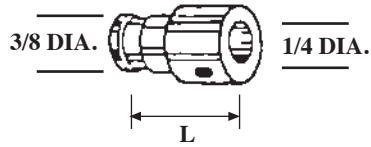
450 Richard St.

Miamisburg, OH 45342

Toll Free: 800-852-8352 • Fax: 937-866-4174

www.midwestfasteners.com

## B-CI ADAPTORS



LENGTH (L)	PART NO.
7/8	101-0201-01
7/8 Drilled Thru	101-0201-04
1-9/16	101-0201-02
*B-N Adapter	101-0201-05

\*Not Shown

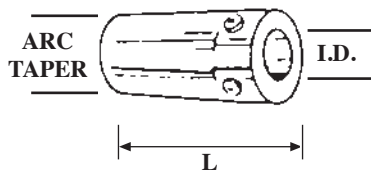
## A-B ADAPTOR



ITEM	PART NO.
A-B Adaptor	101-0203-02
*A-CI Adaptor	101-0203-01

\*Not Shown

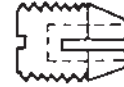
## N- \_\_\_ ADAPTORS




ITEM	I.D.	LENGTH (L)	PART NO.
N-CI	1/4	1-3/8	101-0204-01
N-B	3/8	1-3/8	101-0204-02
N-A	1/2	1-3/8	101-0204-04

## GUN SHAFT INTERNAL STOPS & HOLDER

These stops are used with "THRU" Collet Inserts and "B" Collets for long length weld pins or studs. These stops are held in place inside the CD gun shaft with a stop holder and requires removal of the rear cap of the gun for installation. These stops can be installed by special order when purchasing a CD gun or can be installed in the field.

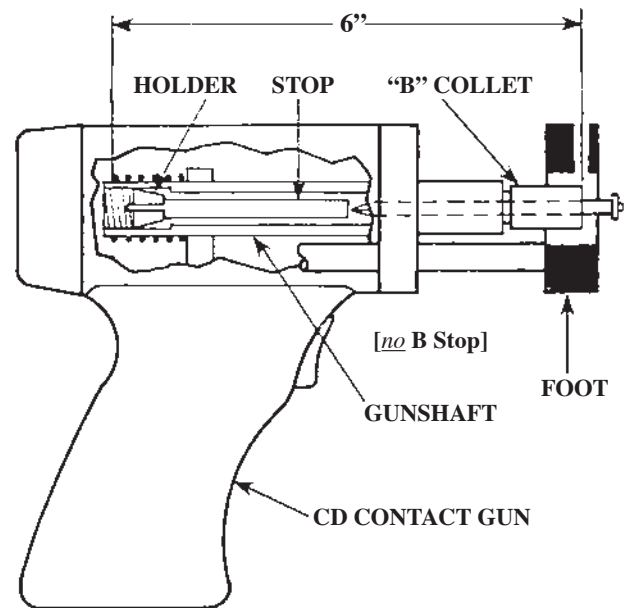


HOLDER




STOP

STOP DIA. X LENGTH	PART NO.
1/4 X 1/2	060-3164-12
1/4 X 1	060-3164-13
1/4 X 1 1/2	060-3164-14
1/4 X 2	060-3164-15
1/4 X 2 1/2	060-3164-16
1/4 X 3	060-3164-17
STOP HOLDER	060-3222-05



450 Richard St.  
 Miamisburg, OH 45342  
 Toll Free: 800-852-8352 • Fax: 937-866-4174  
 www.midwestfasteners.com

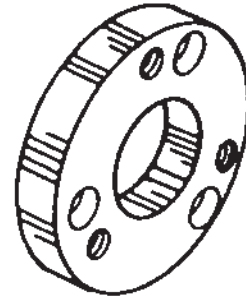
**STANDARD  
ADJUSTABLE FOOT**



ITEM	PART NO.
Standard Foot	101-0701-00
*Split Foot	101-0702-00

\*Not Shown

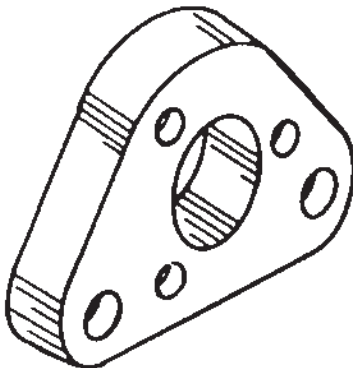
**ROUND FACEPLATE**



ITEM	PART NO.
Template Adaptor Faceplate Round, 1/2" Deep*	101-0602-00-500
Round Faceplate, 3/8" Deep	101-0602-00
Mounting Screw (all Faceplates)	181-3026-12 (not shown)

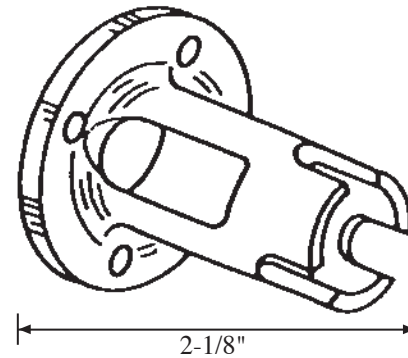
\*Standard - Use With All Template Adaptors

**STANDARD ADJUSTABLE  
FACEPLATE**



ITEM	PART NO.
Faceplate	101-0601-00

**TEMPLATE ADAPTOR**



TEMPLATE I.D.	PART NO.
1" Dia.	101-0606-00
1-1/4" Dia	101-0606-01
7/8" Dia.	101-0606-03
1-3/16" Dia	101-0606-05

**STANDARD  
ADJUSTABLE LEGS**



LENGTH (L)	PART NO.
7"	101-0801-01
12"	101-0801-02
Leg Washer	181-1200-42
Leg Screw	181-3029-10
3" Blunt* (not shown)	101-0804-01

\*Requires Round Faceplate - 3/8" Deep



450 Richard St.  
 Miamisburg, OH 45342  
 Toll Free: 800-852-8352 • Fax: 937-866-4174  
 www.midwestfasteners.com


## **COLLET EXTENDERS**

Collet Extenders allow the stud to be placed in special applications where the standard CD gun is too large to be positioned in the welding area. There are a variety of collet extenders available with the most common being shown below. These extenders fasten into the end of the CD gun shaft.

### **SHAFT EXTENDERS\*-SOLID**

(Part No. 101-4001-\_\_)

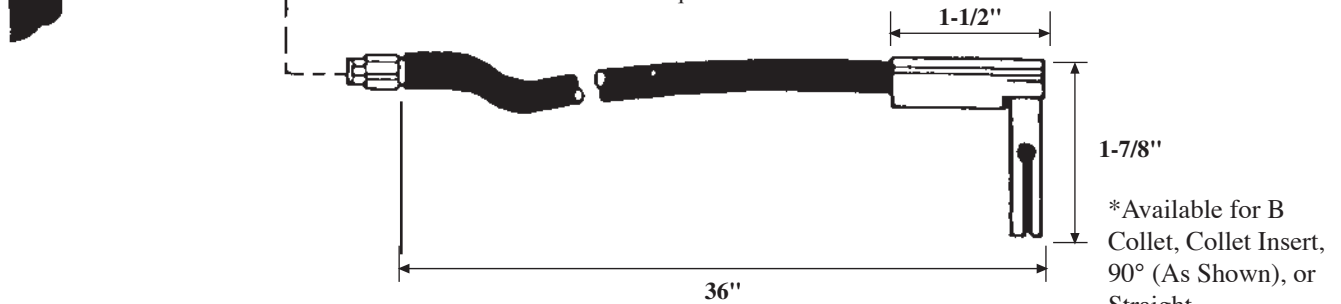
Note: requires "B" Collet or Collet Insert



### **MINIATURE/REMOTE EXTENDER\* - FLEXIBLE**

(Part No. 067-0400-15)

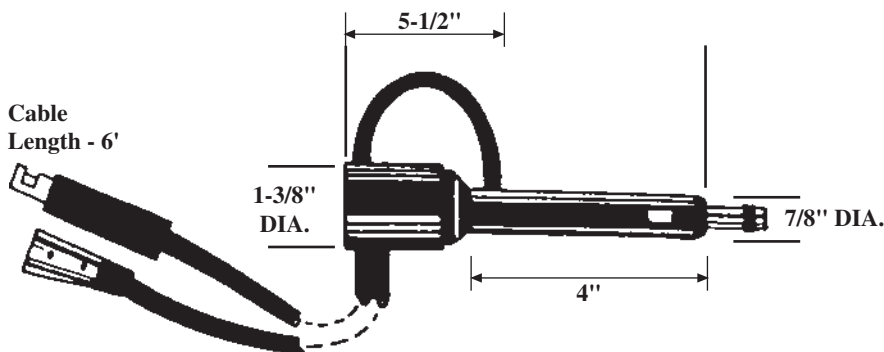
Note: requires Collet Insert



### **SLIM-LINE CD GUN**

(PART NO. 131-1039-00)

The Slim-Line Gun is another form of collet extender, and can be preferable above the others. The Slim-Line Gun is a fully self-contained, self-triggering CD weld gun. This gun plugs directly into the welder and requires a "B" Collet. To operate, load the stud into the collet, locate the gun in place, and then press the stud against the base material. The weld will take place automatically, and firing occurs only upon proper pressure.



450 Richard St.  
 Miamisburg, OH 45342  
 Toll Free: 800-852-8352 • Fax: 937-866-4174  
[www.midwestfasteners.com](http://www.midwestfasteners.com)



## SURESHOT

For ultimate portability and state-of-the-art design, MIDWEST has introduced SureShot. Capable of Cupheads and Weld Pins up to a maximum weld base of 1/4", SureShot is the first ultra-light, microprocessor-based, 110volt Pin Welder. Housed in a non-corrosive, water-resistant case, SureShot features a number of innovations to establish the new standard in portability and reliability.

Weight: 10.5 lbs. Dimensions: 11" W X 9" D X 7" H

## EAGLE



MIDWEST Fasteners' basic pin welder, is a solid-state Capacitor Discharge studwelder. Capable of welding Weld Pins and Weld Studs up to 1/8" weld base in Mild Steel, Stainless & Aluminum materials, EAGLE's standard features make it both portable and flexible for all standard applications.

Weight: 26 lbs. Dimensions: 10" W X 13" D X 8-1/2" H



## TALON

MIDWEST's standard Cuphead portable, the TALON includes all the features of the EAGLE pin system, plus Cuphead components and capability making this one of the key Insulator machines in the MIDWEST line.

Weight: 29 lbs. Dimensions: 10" W X 13" D X 8-1/2" H

## CAPACITOR DISCHARGE STUD WELDER CD80

The mid-line portable from MIDWEST Fasteners, the CD80 targets jobshop users and field insulators where more power is required. With weld capacity up to a 5/16" weld base, the CD80 incorporates higher capacity welding in a Capacitor Discharge 110volt system.

Weight: 56 lbs. Dimensions: 13-1/2" W X 21" D X 9" H



## CD700 CAPACITOR DISCHARGE STUD WELDER

One of MIDWEST's heavy-duty portables, the CD700 is a 110volt Capacitor Discharge system capable of all-type Weld Pins, CD Weld Studs, and Cuphead through-Insulation fasteners. With weld base capacity including 3/8" diameter, the CD700 can also weld Power Base pins to rust covered or contaminated surfaces.

Weight: 66 lbs. Dimensions: 13-1/2" W X 21" D X 9" H

## CAPACITOR DISCHARGE STUD WELDER CD100

For jobshop or in-the-field use, MIDWEST's CD100 is a heavy-duty portable Capacitor Discharge machine. With weld base capability including 3/8" diameter, the CD100 can affix Weld Studs and Weld Pins (including heavy-duty Power tips) in Mild Steel, Stainless & Aluminum, using only 110volt power.

Weight: 66 lbs. Dimensions: 13-1/2" W X 21" D X 9" H



450 Richard St. • Miamisburg, OH 45342  
e-mail: [sales@midwestfasteners.com](mailto:sales@midwestfasteners.com)  
website: [www.midwestfasteners.com](http://www.midwestfasteners.com)  
Toll Free: 800-852-8352 • Fax: 937-866-4174